

Name:

Company:

Email:

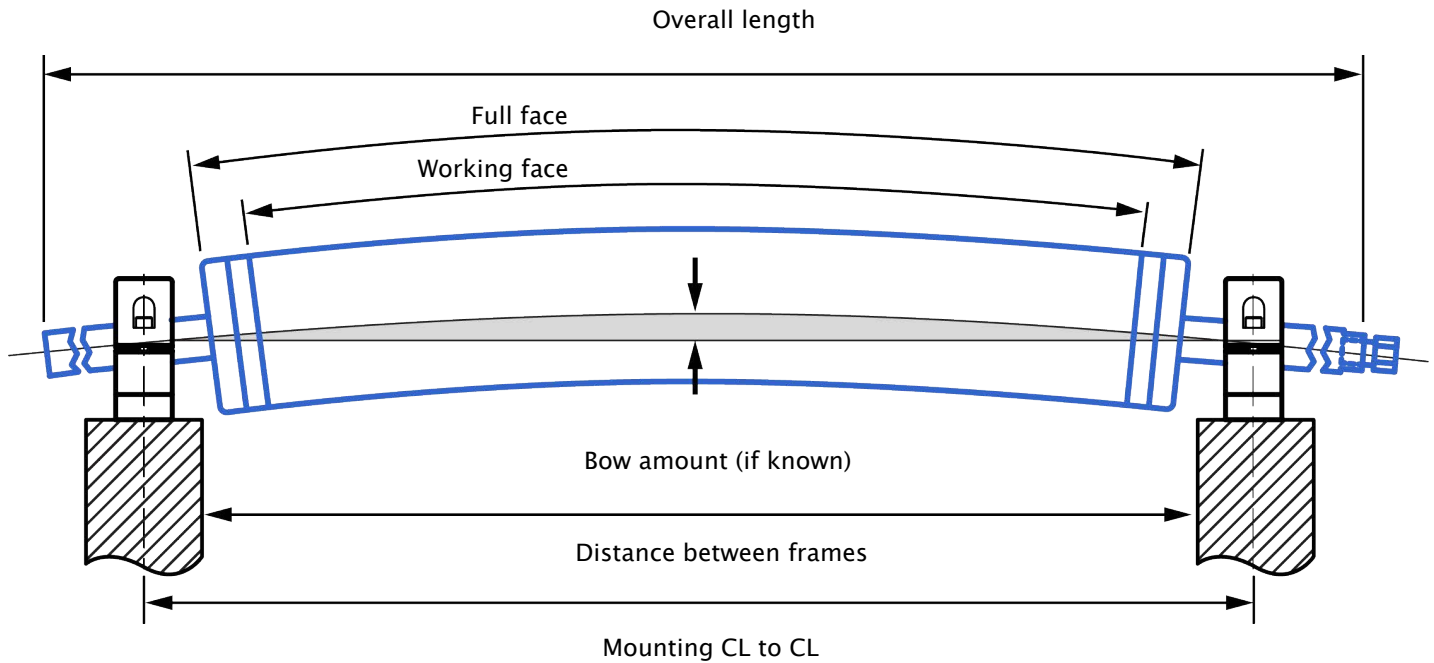
Address:

Phone:

City/ST/Zip:

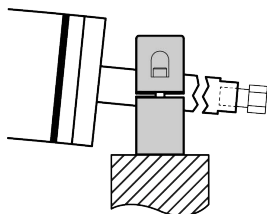
Full Face = Cover Width + 2 inches (50 mm)

Working Face = Max Web Width + 2 inches (50 mm)

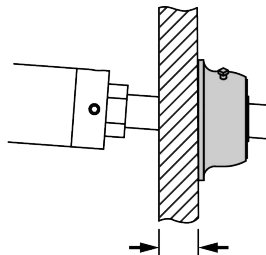


Select mounting type

PILLOW BLOCK
(Webex Standard)

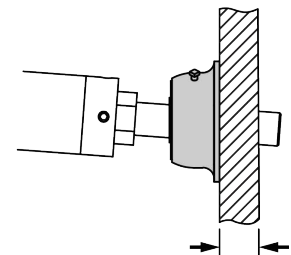


FLANGE (OUTSIDE)



Frame thickness

FLANGE (INSIDE)



Frame thickness

Bowed Rolls

Application Information / Request for Quotation

Roll Specifications

REQUIRED PARAMETERS • Select from dropdown list or enter a custom parameter

Bow Type:

Roll Diameter:

Web Material:

Environment:

Application:

Operating Temperature:

Chemicals:

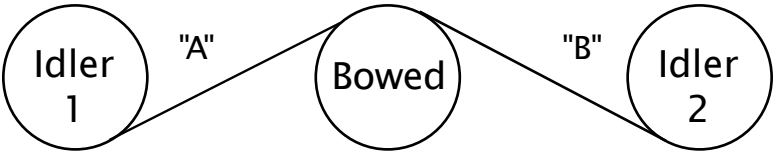
Max Web Width:

If multiple webs,
specify **minimum** web width:

Web Speed:

Web Tension:

Drive Pulley:



Distance "A"

Distance "B"

Wrap Angle
on Bowed Roll

"A" should be a minimum of 2X "B". Idler 2 should be as close to the Bowed Roll as practical to "fix" the desired web correction.