

PRECISION ROLL

MASTER CATALOG



MAXCESS[®]

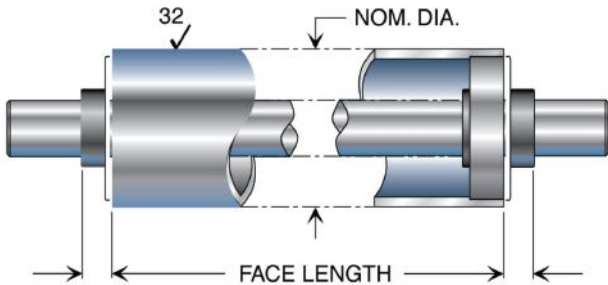
WEBEX

FOX | MAGNAT FAIRVIEW | PFE

PRECISION ROLL MODELS

A	Dead Shaft Aluminum Idlers	1
LW	Dead Shaft Lightweight Aluminum Idlers	5
UL	Dead Shaft UltraLight™ Lightweight Aluminum Idlers.....	8
S	Dead Shaft Standard Steel Idlers	10
CR	Dead Shaft Stainless Steel Idlers	13
DSC	Dead Shaft FeatherLight™ Carbon Fiber Composite Idlers.....	16
	Shafts And Mounts	20
LSA	Live Shaft Aluminum Idlers	25
LSS	Live Shaft Steel Idlers	28
LCR	Live Shaft Stainless Steel Idlers.....	31
LSC	Live Shaft FeatherLight™ Carbon Fiber Composite Idlers.....	34
	Machined Surfaces	38
	Coatings and Platings	40
GR	Grooved Rubber Spreader Rolls.....	42
AB PB	Bowed Rolls	46
TX	Heat Transfer Rolls	48
VAC	Vacuum Rolls	52
	Glossary of Terms	56

Standard Aluminum Dead Shaft Idler Rolls



- Lower inertia when compared to a steel idler
- Ideal for lower web tensions
- More corrosion resistant than steel
- Dynamically balanced for high speed operation
- Readily modified with custom coatings and surface treatments
- Low-friction bearings pre-installed
- Ultra low-friction, oil-lubricated bearings optional

Webex Dead Shaft Aluminum Idlers are some of the most versatile and hardworking idlers on the market today. Weighing nearly half as much as comparable steel rollers, aluminum idlers still provide exceptional performance across a broad range of applications. This reduced weight makes them ideal for applications requiring lower web tensions and minimal web wrap.

Standard Aluminum Idlers are dynamically balanced at speeds up to 2,000 FPM. Each one is precision machined to exacting tolerances. Only the smallest aluminum idlers (2 inch and 2-1/2 inch diameter models) have a 1/4 inch thick roll wall. All other standard aluminum idlers are made from 1/2 inch wall material.

ALUMINIUM DEAD SHAFT IDLER ROLL SPECIFICATIONS

Material	6061-T6 aluminum tubing machined for minimum stock removal
Bearings	Low-friction, grease-lubricated bearings installed in each end of the roller
Finish	32 Ra or better
Runout and Straightness	Within the greater of 0.002 inch or 0.0005 inch/foot of length
Balanced	Dynamically balanced to standard specification or your specified line speed

ADDITIONAL OPTIONS

- | | | |
|--|--|---|
| <ul style="list-style-type: none"> Steel inserts for elevated temperature and wear resistance Bearings recessed and flush with roll face Metric bearings Metric shafts | Coatings <ul style="list-style-type: none"> Hardcoat Anodize Electroless Nickel Rubber Covering High Release Tungsten-Carbide (Plasma) Coatings | Machined Surface <ul style="list-style-type: none"> Reverse Taper Chevron Groove Spiral "V" Groove Matte Finish Diamond Knurl Herringbone Groove Micro Groove |
|--|--|---|

Ordering is easy with Webex's simple model nomenclature.

A -200 x 075 x 36"



Aluminum Dead Shaft Idlers

STANDARD ALUMINUM MODEL **A**

A-200-075

2.0 inch nominal diameter

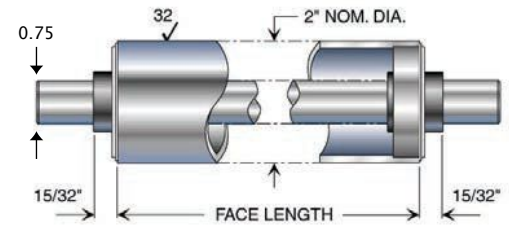
1/4 inch wall, 6061-T6 aluminum tubing machined for minimum stock removal

Balanced at 1,000 FPM

Idler weight (lbs.) = $1.00 + (0.11 \times \text{Face Length inches})$ w/o shaft

Generally available in Face Lengths up to 50 inches

Face straightness and run-out to Bore within the greater of 0.002 inch or 0.0005 inch/foot of Face Length



A-250-100

2.5 inch nominal diameter

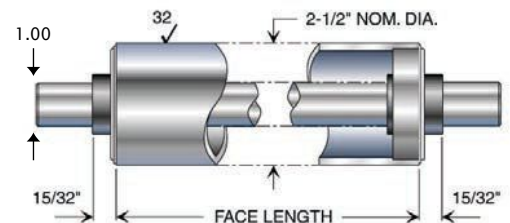
1/4 inch wall, 6061-T6 aluminum tubing machined for minimum stock removal

Balanced at 1,000 FPM

Idler weight (lbs.) = $1.12 + (0.14 \times \text{Face Length inches})$ w/o shaft

Generally available in Face Lengths up to 60 inches

Face straightness and run-out to Bore within the greater of 0.002 inch or 0.0005 inch/foot of Face Length



**Also Available with Bearings
for the Following Shaft Diameters**

0.75 inch A-250-075

A-300-100

3.0 inch nominal diameter

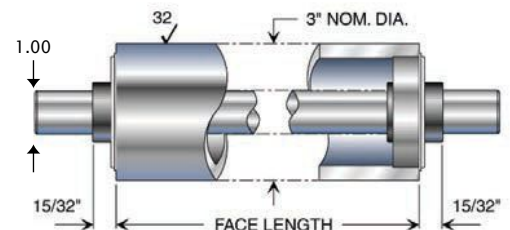
1/2 inch wall, 6061-T6 aluminum tubing machined for minimum stock removal

Balanced at 1,500 FPM

Idler weight (lbs.) = $1.12 + (0.35 \times \text{Face Length inches})$ w/o shaft

Generally available in Face Lengths up to 75 inches

Face straightness and run-out to Bore within the greater of 0.002 inch or 0.0005 inch/foot of Face Length



**Also Available with Bearings
for the Following Shaft Diameters**

0.75 inch A-300-075
1.25 inch A-300-125