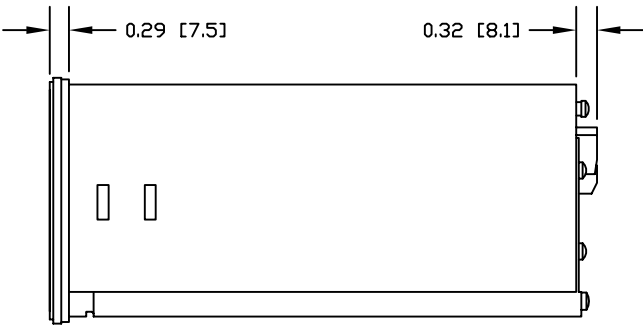
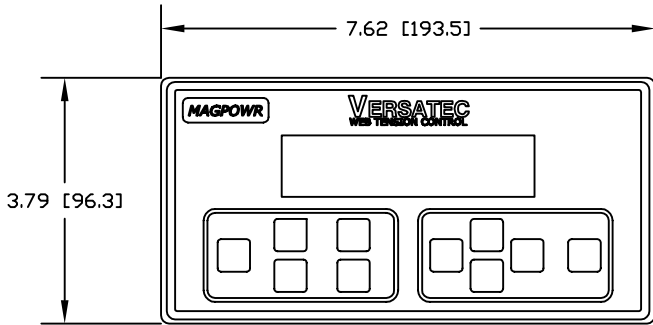
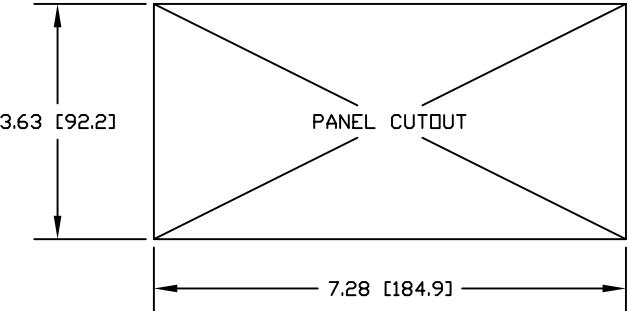
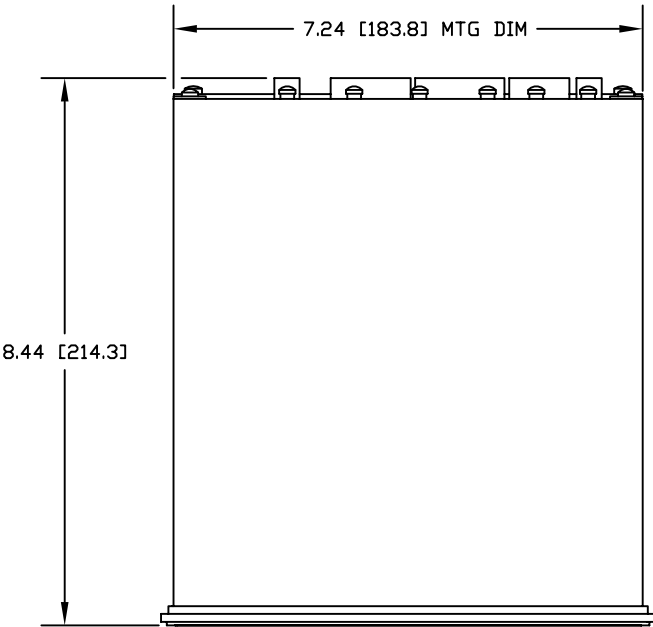


MAGPOWR INSTALLATION DRAWING
FOR FURTHER ASSISTANCE,
PLEASE CONTACT MAGPOWR AT
800-624-7697
WEB SITE: WWW.MAGPOWR.COM
E-MAIL: MAGPOWR@MAGPOWR.COM



DRAWING REFERENCE		NUMBER	
TOLERANCES: UNLESS OTHERWISE SPECIFIED		This drawing is the property of FIFE CORPORATION. It is loaned with the understanding that it may not be reproduced nor may the information contained herein be used for the making of drawings or for manufacturing purposes without the written consent of FIFE CORPORATION.	
INCHES		MM	
.X = ±.1		X = ±2.5	
.XX = ±.03		.X = ±.8	
.XXX = ±.010		.XX = ±.2	
FRACTIONS = STOCK SIZE		GEOMETRICAL SYMBOLS PER ANSI Y14.5M UNLESS OTHERWISE SPECIFIED	
SURFACE FINISH		STANDARD SHOP PRACTICES AND STANDARD SHOP RUN TOLERANCES PER DRAWING 40400	
EXPOSED 250 AA		MACHINED 125 AA	
DE-BURR ALL EDGES 0.020 [0.5] MAX		LOCATION OK	
SCALE 1/2		SIZE C	
THIRD ANGLE PROJECTION		DIMENSIONS ARE SHOWN IN INCHES (mm) UNLESS OTHERWISE NOTED	
BY JGR		DATE 01/28/13	
CHECKED JGR		03/26/13	
APPROVED LZ		03/26/13	
SYMBOL		REVISION	
BY		DATE	
DRAWN		01/28/13	
CHECKED		03/26/13	
APPROVED		03/26/13	
TITLE		MAGPOWR OUTLINE DIMENSION DRAWING TENSION CONTROLS VERSATEC PANEL MOUNT, IP65 AND IP20	
DRAWING NO. VTC		SHEET NO. 1 OF 1	
REV			