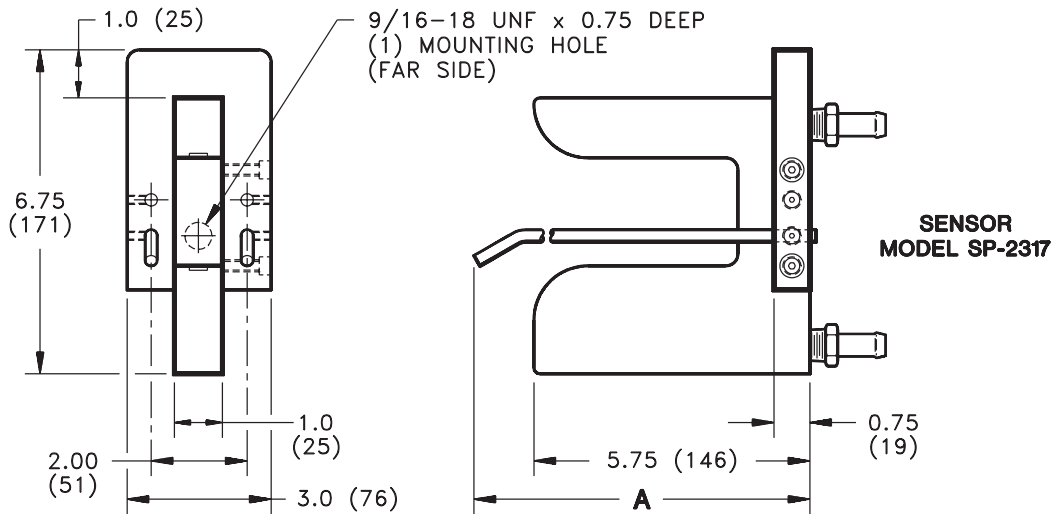


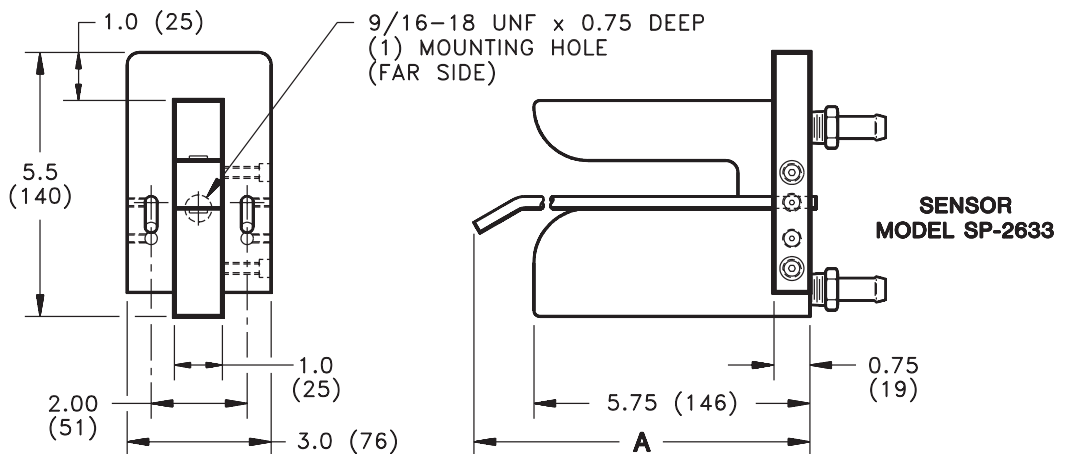


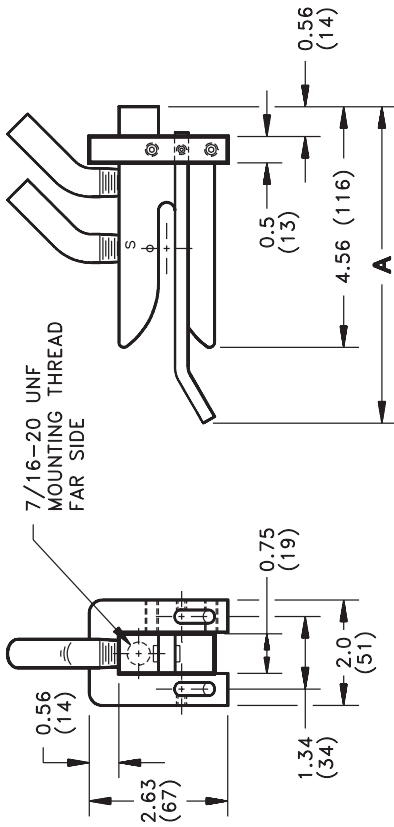
NOTES:

1. All dimensions in () parentheses are in millimeters unless otherwise noted.
2. Dimension "A" may vary due to the location of the support finger mounting block and the position of the support finger in the mounting block.
3. Only sensors with the 7/16-20 UNF or M12 (metric) mounting threads may be reverse mounted using Model M-7694 Mounting Bracket. Sensors with 9/16-18 UNF mounting thread can not be reverse mounted when using web support fingers.
4. For over all sensor dimensions see appropriate Figure Sheet in the Installation Section of the Maintenance Manual.



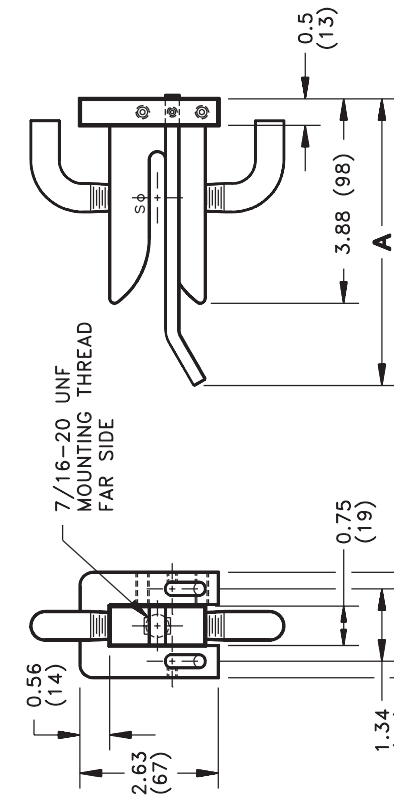
WEB SUPPORT ASSEMBLY PART NO.	A
10527-001	11.69 (297)
10527-002	5.69 (144)
10527-003	8.94 (227)





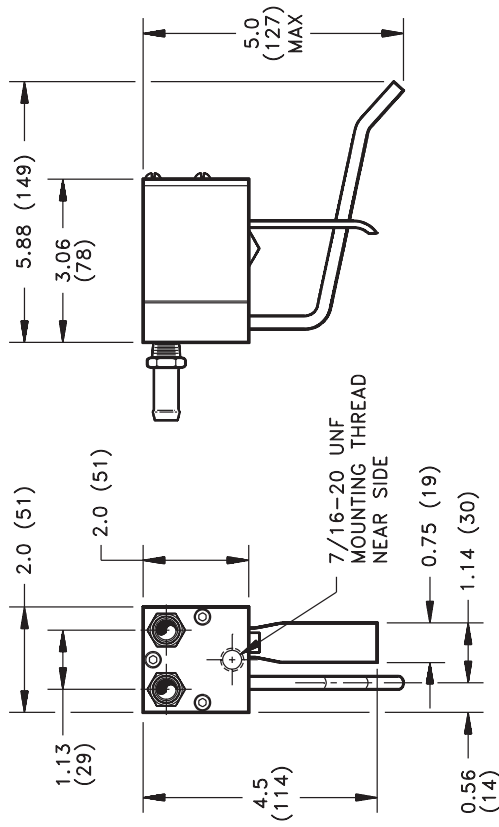
WEB SUPPORT ASSEMBLY PART NUMBER	A
06552-001	9.50 (241)
06552-002	12.25 (311)
06552-003	6.00 (152)

**MODEL SP-7171
AIR FLOW SENSOR**

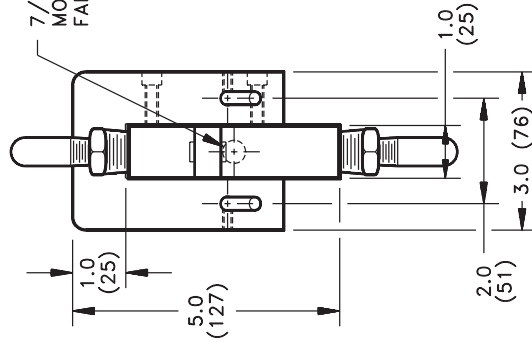


WEB SUPPORT ASSEMBLY PART NUMBER	A
06552-001	8.94 (227)
06552-002	11.69 (297)
06552-003	5.69 (144)

**MODEL SP-3259
AIR FLOW SENSOR**



**MODEL SM-1760
AIR FEELER SENSOR**



WEB SUPPORT ASSEMBLY PART NUMBER	A
10541-001	11.94 (297)
10541-002	5.69 (144)
10541-003	8.94 (227)

**MODEL SP-1
AIR FLOW SENSOR**

