



The next generation of automation for tag and label and specialty material converting.

Keep operators safe and reduce setup time with the Tidland RD AutoScore system. RD AutoScore is the next generation of automation for tag and label and specialty material converting. Easily score all liner materials, including PET, enabling you to run faster with less setup time. RD AutoScore offers automatic and repeatable positioning and cut-depth tuning of score blades, eliminating blade damage during setup and providing a safe, easy to use scoring system. RD AutoScore delivers a return on investment in less than 1 year as compared to manual score systems.



Key Features




- Automatic depth setting and trim width control via touchscreen
- Improved ergonomics & safety
- Run more material types, including PET liners
- Fast and simple blade changes
- Repeatable setup when switching materials
- Run faster line speeds
- Typical customers can save from 15,000ft up to 50,000ft or more of material waste each year

INDUSTRY	APPLICATIONS
Tag & Label	Integration onto new print press or finishing machines for pressure sensitive waste matrix edge trim
Tag & Label	Aftermarket retrofit onto existing machines for pressure sensitive waste matrix edge trim
Specialty Materials	Scoring before or after die cutting of specialty materials

SPECIFICATIONS

GENERAL SPECIFICATIONS	
Maximum Trim Width	Nominal web width + 20.1mm (0.793 in)
Minimum Trim Width	38.1 mm (1.5 in.)
Maximum Web Speed	152 m/min (500 ft/min)
Throw-off Distance (blade to anvil gap)	2.1 mm (0.081 in.)
Web Alignment	Anywhere within trim area
Score Blade Diameter	31.75 mm (1.25 in.)
Input Air	5.5 to 8.3 bar (80 to 120 psi)
Input Power	110-230V AC, 1ph
Operator Interface	7" color touchscreen
Certifications	ISO 13854 finger safe

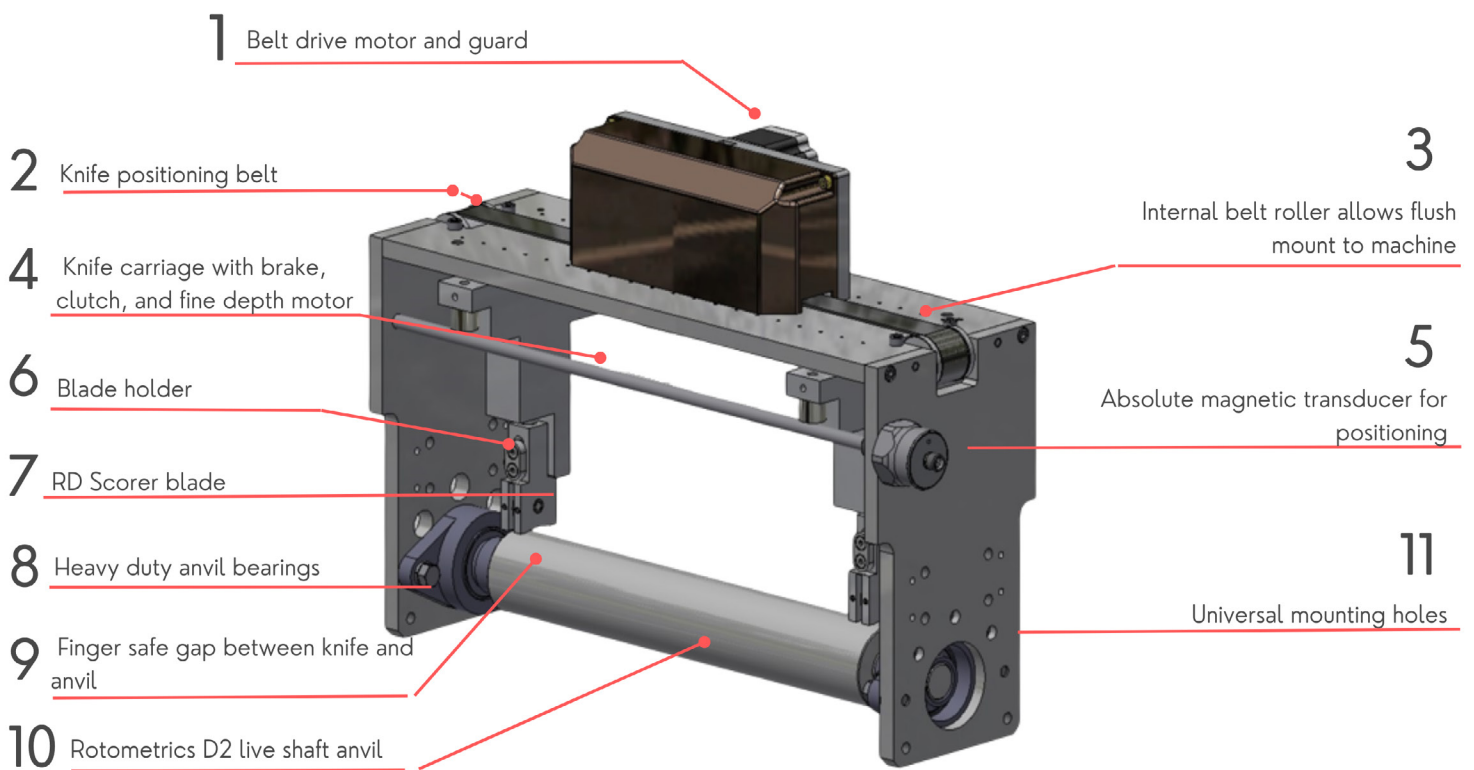
APPLICATION DETAILS



- Perform kiss-cutting either immediately before or after die-cutting
- Kiss-cut through liner only, leaving face in-tact (also called underscore or back-score)
- Strip the matrix after die-cutting and scoring
- The waste matrix's ends contain both liner and face materials, which adds strength and prevents breakage at higher speeds and also allows for higher tension, resulting in improved stripping
- No additional trimming is required for the roll

DESIGN FEATURES

RD AutoScore



Not pictured:

- Separate power and air control cabinet
- Optional fixed guard for added safety
- Optional infeed and/or exit Componex idler kits
- 7" color touchscreen operator interface

DIMENSIONS AND OPTIONS

NOTE: red text indicates aprox. values

Operator Interface

Height	6.5"
Width	8.5"
Depth	2.5"



Control Cabinet

Height	14"
Width	12"
Depth	8"

Interconnect Cables

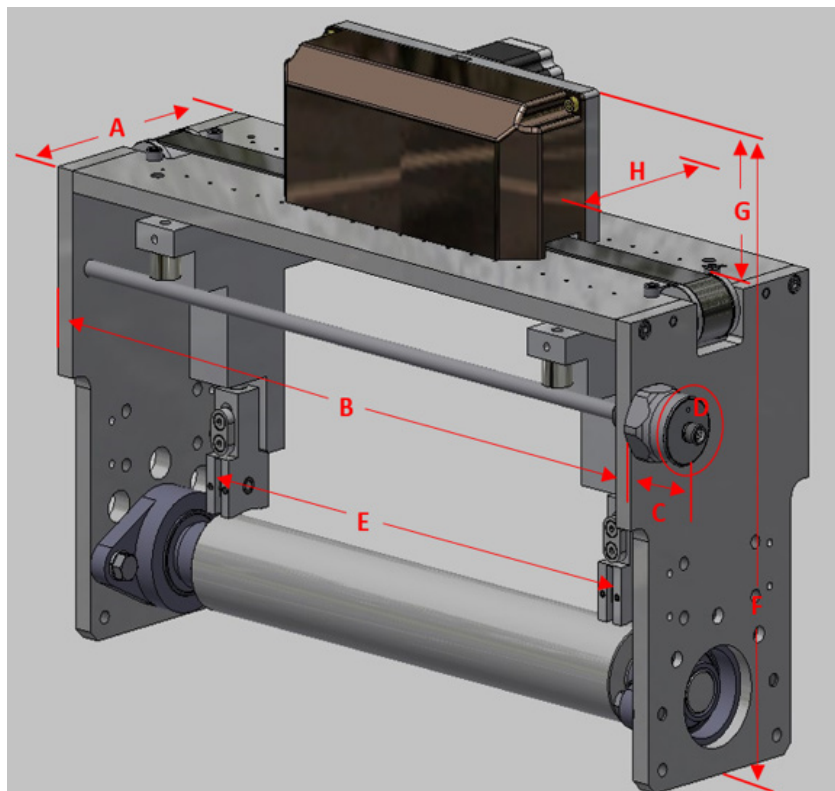
10ft cables & air hoses for connecting cabinet to RD AutoScore Unit
10ft cables for connecting cabinet to Operator Interface

- Integrated rear magnet and screw tabs for flexible mounting
- Cabinet can be placed inside rear cover of machine or similar location
- 10ft Power cord with plug as specified
- Air inlet port

RD AutoScore Unit

Idler and guard kits may be ordered separately and added to either side of the RD AutoScore unit

Web Width	Side Frame Width (A)	Outside Frame Width (B)	Transducer Length (C) (without cable)	Minimum Transducer Clearance Diameter (D)	Maximum Trim Width (E)	Total Height (F)	Motor Height (G)	Cable Space (H)
10"	6.25	16	1.75	2.0	10.793	14.56	3.5	4.0
13"	6.25	19	1.75	2.0	13.793	14.56	3.5	4.0
17"	6.25	23	1.75	2.0	17.793	14.56	3.5	4.0
20"	6.25	26	1.75	2.0	20.793	14.56	3.5	4.0
22"	6.25	28	1.75	2.0	22.793	14.56	3.5	4.0
26"	6.25	32	1.75	2.0	26.793	14.56	3.5	4.0



DIMENSIONS AND OPTIONS

DA Position/Mounting



Web Width	Space Length	Inside OEM Frames
10"	1.25"	18.5
13"	1.25"	21.5
17"	1.25"	25.5
20"	1.25"	29
22"	1.25"	31
26"	1.25"	35

Kit for drop-in mounting between OEM frames (see table)

1x 0.75" dowel pin on rear side aligned to 1x 3/8" thread hole on front side

2x 1.25" spacers and hardware for front side

Defined drilling area for adding 2nd front side mounting hole




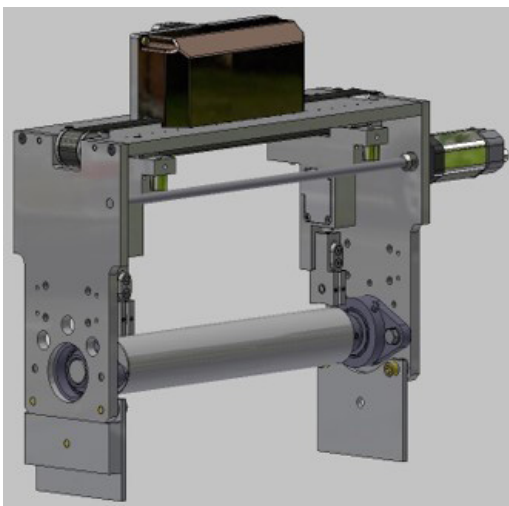
CX Position/Mounting

Web Width	Rear Frame Riser Block	Inside OEM Frames
10"	2"	14.5
13"	2"	17.5
17"	2"	21.5
20"	2"	24.5
22"	2"	26.5
26"	2"	30.5

Kit for mounting on top of OEM frames (see table)


2x side mount brackets and hardware

1x 2" riser block



Accessories

Idler and guard kits may be ordered separately and added to either side of the RD AutoScore unit



PART NUMBER CONFIGURATIONS

RDAS	13	-	2	D	A	N
<div>Product</div>	<div>WEB WIDTH</div>	<div># OF KNIVES</div>	<div>POSITION</div>	<div>FRAME/MOUNTING</div>	<div>POWER CORD</div>	
<div>RDAS = RD AutoScore</div>	<div>10 = 10 inches</div> <div>13 = 13 inches</div> <div>17 = 17 inches</div> <div>20 = 20 inches</div> <div>22 = 22 inches</div> <div>26 = 26 inches</div>	<div>2 = 2 knives</div> <div>3 = 3 knives</div>	<div>D= drop-in ^(A)</div> <div>C= cutout or top of frame ^(B)</div>	<div>A = 1x 0.75" dia. pin on rear side aligned to 1x 3/8" thread hole on front side ^(C)</div> <div>X = unit rests on top of frame with mounting bracket ^(D)</div> <div>* = additional options on request</div>	<div>N = North America</div> <div>E = Europe</div> <div>U = UK</div>	



NOTES:


- (A) - For inside machine frame dimensions greater than nominal web width + 6 inches (152.4 mm)
 (B) - For inside machine frame dimensions less than nominal web width + 6 inches (152.4 mm)
 (C) - Only with D position
 (D) - Only with C position
 (E) - Contains set of mounts and (1) roller that can be installed on either the infeed or exit side.
 Order (2) kits to add an idler roll to both infeed and exit side
 (F) - Contains fixed guard for infeed side with mounting hardware

Accessories Sold Separately

Part #	Description ^E	Part #	Description ^F
tbd	Idler and mount Kit for 10 inch web width	tbd	Guarding Kit for 10 inch web width
270048998	Idler and mount Kit for 13 inch web width	tbd	Guarding Kit for 13 inch web width
270048999	Idler and mount Kit for 17 inch web width	tbd	Guarding Kit for 17 inch web width
tbd	Idler and mount Kit for 20 inch web width	tbd	Guarding Kit for 20 inch web width
tbd	Idler and mount Kit for 22 inch web width	tbd	Guarding Kit for 22 inch web width
tbd	Idler and mount Kit for 26 inch web width	tbd	Guarding Kit for 26 inch web width

COMPLEMENTARY LABEL AND NARROW WEB SOLUTIONS

Unlock Tomorrow's Automation Today



RotoMetrics, a Maxcess brand, gives you the power to control liner variation with ease. With the next-generation of skilled labor entering the market, as well as liner variability and substitutions at an all-time high, press operators need a solution to control variability that's both easy to use and extremely accurate.

The new RotoAdjust offers state-of-the-art Industry 4.0 automation and data analytics to run better, faster and smarter. Featuring plug-and-play automation, job storing and recall and advanced IOT software that monitors your die station performance and alerts your operators when critical maintenance needs arise, the new RotoAdjust let's you unlock tomorrow's automation potential today!

Want to run even smarter? With a single click you can automatically re-order die station components online through MyRoto.com, reducing scrap and downtime.

Featuring:

- Cut perfect labels, no matter the liner material- designed for liners like PET, Glassine and Kraft
- Features Maxcess Cloud, an advanced Industry 4.0 analytics software, which monitors production, components and provides critical analytics
- Automatically re-order worn components with one-click e-commerce ordering
- Industry-leading die station performance monitoring to run more efficiently, allowing for proactive maintenance
- Easy job setup and recall for anvil clearance level, average speed of press and components used
- Global support, local response



Accuracy Perfected More Features, More Value

Ideal for Narrow Web Applications

The FIFE-500 MAX takes all of the features customers loved from the FIFE-500 and maximizes everything! With added networking and communications, an intuitive 5 inch color touchscreen, 8 pole motor for smoother guiding, greater accuracy and reduced scrap, the FIFE-500 MAX leverages the latest technology at an attainable price point to improve performance and reduce maintenance. Utilizing brushless motors and even faster processing speeds allows the FIFE-500 MAX to quickly adapt to changes in the web, even at high line speeds.

NEW- Now available for web widths up to 1200 mm and tensions up to 800N!

Featuring:

- Embedded communications- Ethernet/IP, CCLink, RS-485 (add on option for PROFINET, EtherCAT)
- Up to 10X better guiding accuracy than the competition
- Intuitive 5" color touchscreen
- Multiple languages for quick setup and operation, with minimal training needed
- 8-pole, brushless motor for smoother guiding and reduced scrap
- Easy connection to your PLC
- Optional splice table and fine adjustment mounting bracket

GLOBAL HEADQUARTERS

P +1-844-MAXCESS
F +1-405-755-8425
sales@maxcessintl.com

EUROPE

P +49-6195-7002-0
F +49-6195-7002-933
sales@maxcess.eu

ASIA

P +86-756-881-9398
F +86-756-881-9393
info@maxcessintl.com.cn

maxcess.com



RELATED PRODUCTS ASK US ABOUT:

Durable and ergonomic, Maxcess offers the industry's most effective winding and slitting solutions. These systems have been trusted for centuries to ensure operational efficiency and reliability.



TIDLAND

MAGPOWR

WEBEX



© Copyright Maxcess 2023